

Ouachita Baptist University

Scholarly Commons @ Ouachita

Honors Theses

Carl Goodson Honors Program

1974

Summary of Five Garments Created for an Honors Project

Elisabeth Shaw

Ouachita Baptist University

Follow this and additional works at: https://scholarlycommons.obu.edu/honors_theses



Part of the [Fashion Design Commons](#), and the [Fiber, Textile, and Weaving Arts Commons](#)

Recommended Citation

Shaw, Elisabeth, "Summary of Five Garments Created for an Honors Project" (1974). *Honors Theses*. 373.
https://scholarlycommons.obu.edu/honors_theses/373

This Thesis is brought to you for free and open access by the Carl Goodson Honors Program at Scholarly Commons @ Ouachita. It has been accepted for inclusion in Honors Theses by an authorized administrator of Scholarly Commons @ Ouachita. For more information, please contact mortensona@obu.edu.

H 646.4
SHA

Summary of Five Garments Created
For Honors Project

Fall, 1974

Mrs. Elledge
Clothing Advisor

Elisabeth Shaw

The following garments were made for my family as Christmas gifts. They were created to be my honors project for Fall, 1974. Besides containing hard work, imagination, and love, I have created something that can be used and appreciated for years to come.

Personality and taste of the person were taken into consideration as I made the gift. The materials and patterns were selected in relation to how much wear these garments would receive.

The gifts include:

1. An eyelet apron trimmed in pink.
2. An eyelet apron trimmed in blue.
3. A blue velour robe.
4. A cranberry velour robe.
5. A cranberry and beige dress.

An Eyelet Apron Trimmed in Pink

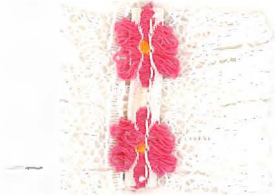
This apron was created for my mother. Her dining area is in pink, and I thought this would compliment her entertaining. It was made from Simplicity's pattern 5097. One size fits all. It was made of cotton eyelet, trimmed in three types of pink, white, and green embroidered laces. I used my imagination in arranging the lace.



Trims used in the apron:



<u>Material Needed</u>	<u>Price Per Yard</u>	<u>Cost</u>
1 3/8 yds.	\$1.00	\$1.38



4 5/8 yds.	\$1.00	\$4.52
------------	--------	--------



4 5/8 yds.	\$.55	\$2.54
------------	-------	--------

	<u>Total Cost:</u>	<u>\$8.44</u>
--	--------------------	---------------

Material used in the apron:

1 3/4 yds.	\$3.49	\$6.12
------------	--------	--------

Cost of Pattern \$1.00

Cost of Thread \$.50

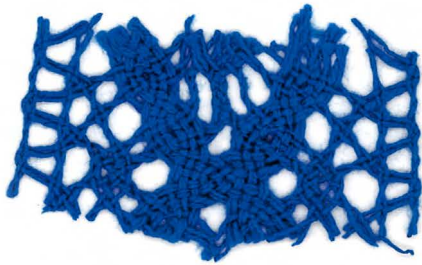
Total Cost \$16.06

An Eyelet Apron Trimmed in Blue

This apron was created for my mother-in-law. Her favorite color is blue. It was made from Simplicity's pattern 5097. One size fits all. It was made of cotton eyelet, trimmed in three types of blue, white, and green embroidered laces. I used my imagination in arranging the lace.



Trims used in the apron:



<u>Material Needed</u>	<u>Price Per Yard</u>	<u>Cost</u>
1 3/8 yds.	\$.69	\$.95



4 5/8 yds.	\$1.00	\$4.52
------------	--------	--------



4 5/8 yds.	\$.55	\$2.54
------------	-------	--------

Total Cost:		<u>\$8.01</u>
-------------	--	---------------

Material used in the apron:

1 3/4 yds.	\$3.49	\$6.12
------------	--------	--------

Cost of pattern		\$1.00
Cost of thread		<u>.50</u>

Total Cost		\$15.63
------------	--	---------

Blue Velour Robe

This Robe was made for my father-in-law for Christmas. In selecting the material and style I considered my father-in-laws personality. He likes elegant, conservative colors, so I choose a rich royal blue velour.

The pattern used was McCall's 3738. It is royal blue with beige trim. I added a strip of beige velour to the sleeve for trim.






<u>Material Needed</u>	<u>Price per Yard</u>	<u>Cost</u>
3 3/8	\$2.49	\$8.41
1 1/2	\$2.49	\$3.74
	Pattern	\$.85
	Thread	<u>.50</u>
	Total Cost	\$13.50


Ready-made velour robes usually cost around \$33.00.

Cranberry Velour Robe

This robe was made to be a Christmas present for my father. In selecting the material and the style, I took into consideration my father's personality. He likes bright colors, so I chose cranberry velour.

The pattern used was McCalls 3738. It is cranberry with beige trim. I made one addition to the pattern. I added a strip of beige velour to the sleeve for trim.





<u>Material Needed</u>	<u>Price Per Yard</u>	<u>Cost</u>
------------------------	-----------------------	-------------

3 3/8	\$2.49	\$8.41
-------	--------	--------

1 1/2	\$2.49	\$3.74
-------	--------	--------

Bias Tape	\$.50
-----------	--------

Pattern	.85
---------	-----

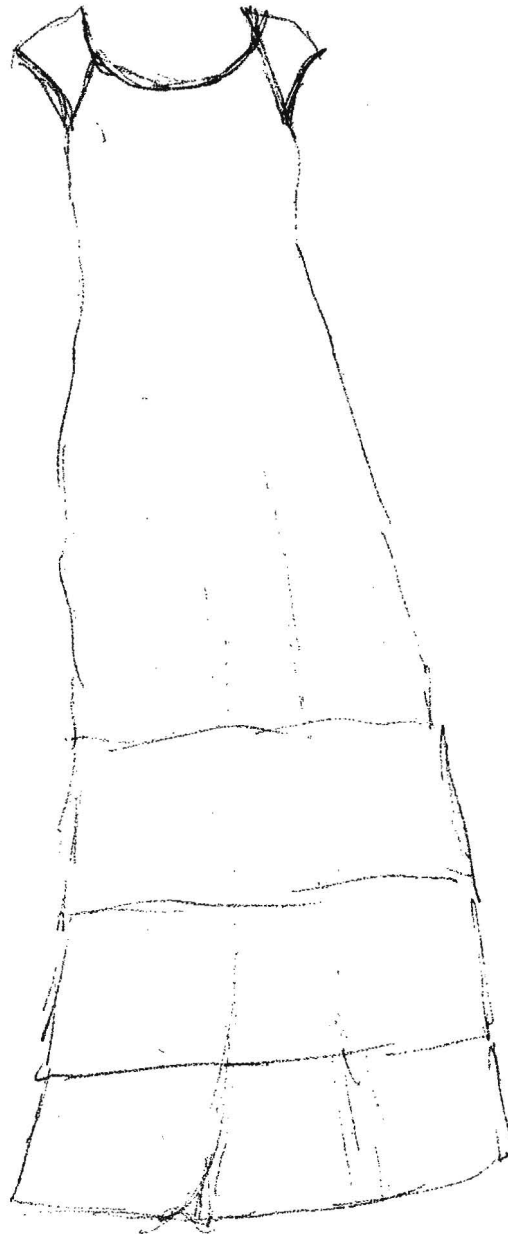
Thread	.50
--------	-----

Total Cost	<hr/> \$14.00
------------	---------------

The Velour Dress

This dress was made from left-over material from the two velour robes made for my father and father-in-law. I made it for my sister.

It was created from Butterick's pattern 3634. The dress is knee-length, but I changed it to floor length by sewing strips of beige and cranberry colored velour to the beige dress. Bias strips of cranberry velour were sewn to the neck and arm holes.





<u>Material Needed</u>	<u>Price per yard</u>
------------------------	-----------------------

2 3/4 yds.	\$3.49
------------	--------

3/4 yds.	\$3.49
----------	--------

Cost of Pattern \$1.00

The total cost of this garment was included in the cost of the two mens robes. As a result, this dress cost me nothing but time to assemble and the cost of the pattern.

nan